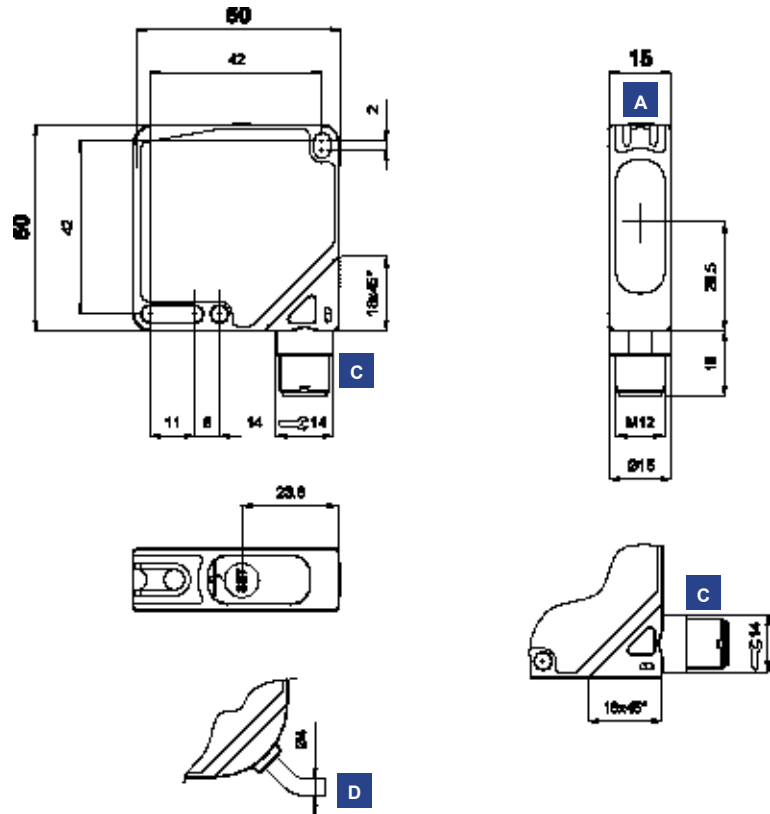


# M BACKGROUND SUPPRESSION WITH RED EMISSION

Background suppression proximity allows to precisely adjust the distance over which the object is not detected, with the minimum difference between different coloured objects. The *EASYtouch™* setting procedure fixes automatically the best detection conditions with medium or high precision, simply pressing once the teach-in push-button, in presence of the background to suppress.



## DIMENSIONS



## INDICATORS AND SETTINGS



- A** Output status and READY/ERROR LEDs
- B** Teach-in push-button
- C** M12 connector output
- D** Cable output

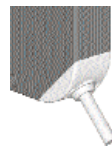
Teach-in button for setting.  
*EASYtouch™* provides two setting modes: standard or fine.  
 Please refer to instructions manual for operating details.

## ACCESSORIES


For **dedicated accessories** refer to the **ACCESSORIES** section of this catalogue.

Refer also to **Connectors (A.03)** and **Fixing Brackets (A.04)** of the **General Catalogue**

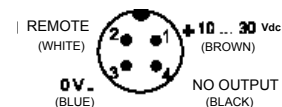
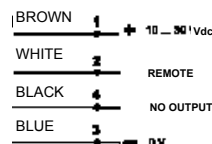
## CONNECTIONS



**S60-PA-2**



**S60-PA-5**





## TECHNICAL DATA

		S60-PA-2-M08-NH	S60-PA-2-M08-PH	S60-PA-5-M08-NH	S60-PA-5-M08-PH
<b>Operating distance:</b>	7 ... 20 cm	●	●	●	●
<b>Power supply:</b>	10 ... 30 Vdc <sup>1</sup>	●	●	●	●
<b>Ripple:</b>	≤ 2 Vpp	●	●	●	●
<b>Consumption:</b>	≤ 30 mA	●	●	●	●
<b>Light emission:</b>	red LED 670 nm <sup>2</sup>	●	●	●	●
<b>Spot dimension:</b>	approx. 16 mm at 20 cm	●	●	●	●
<b>Setting:</b>					
	teach-in push-button	●	●	●	●
	remote on cable <sup>3</sup>	●	●	●	●
<b>Setting procedure:</b>	EASYtouch™				
<b>Indicators:</b>	yellow OUTPUT LED	●	●	●	●
	green / red READY / ERROR LED	●	●	●	●
<b>Output type:</b>					
	PNP, NO		●		●
	NPN, NO	●		●	
<b>Output current:</b>	≤ 100 mA	●	●	●	●
<b>Saturation voltage:</b>	≤ 2 V	●	●	●	●
<b>Response time:</b>	500 μs	●	●	●	●
<b>Max. switching frequency:</b>	1 kHz	●	●	●	●
<b>Operating mode:</b>					
	light with EASYtouch™	●	●	●	●
	dark / light configurable	●	●	●	●
<b>Timing function:</b>	20 ms minimum output ON	●	●	●	●
<b>Auxiliary functions:</b>	remote	●	●	●	●
	keylock <sup>4</sup>	●	●	●	●
<b>Connection:</b>					
	2 m Ø 4 mm cable <sup>5</sup>	●	●		
	M12 4-pole connection <sup>6</sup>			●	●
<b>Electrical protection:</b>	class 2	●	●	●	●
<b>Mechanical protection:</b>	IP67	●	●	●	●
<b>Protection devices:</b>	A, B <sup>7</sup>	●	●	●	●
<b>Housing material:</b>	ABS	●	●	●	●
<b>Lens material:</b>	window in PMMA <sup>8</sup>	●	●	●	●
<b>Weight:</b>					
	90 g max.	●	●		
	40 g max.			●	●
<b>Operating temperature:</b>	-25 ... +55 C	●	●	●	●
<b>Storage temperature:</b>	-25 ... +70 C	●	●	●	●
<b>Reference standard:</b>	EN 60947-5-2	●	●	●	●

## SELECTION TABLE

## axial optics - 2 m cable

Model	Part Number	Output Type
S60-PA-2-M08-NH	956201500	NPN
S60-PA-2-M08-PH	956201350	PNP

## axial optics - M12 connector

Model	Part Number	Output Type
S60-PA-5-M08-NH	956201220	NPN
S60-PA-5-M08-PH	956201080	PNP

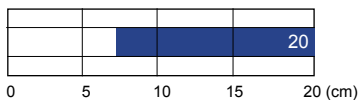
All the ordering codes and information are summarised in the last pages of this catalogue

## TECHNICAL NOTES

- Limit values
- Average life of 100.000 h with  $T_A = +25^\circ\text{C}$
- Connect to 0 V when remote wire not used
- Active with remote at +Vdc at power on
- PVC, 4 x 0.14 mm<sup>2</sup>
- Connector can be blocked on two positions
- A - reverse polarity protection  
B - overload and short-circuit protection
- Internal lenses in Polycarbonate



## DETECTION DIAGRAMS



■ Operating distance

